

PMEX UPDATE

WTI 86.92 	BUY		
	Entry	Stoploss	Take Profit
	86.28 - 86.54	85.53	87.62 - 88.93

The scrip is trading above its 50 DMA. The RSI resides at 51.

GOLD 1,986.70 	BUY		
	Entry	Stoploss	Take Profit
	1974 - 1978	1,966.2	1993 - 2003

The scrip is trading above its 50 DMA. The RSI resides at 62.

PLATINUM 898.7 	SELL		
	Entry	Stoploss	Take Profit
	904.97 - 902.83	907.13	893.7 - 891.15

The scrip is trading above its 50 MA (4-hourly). The RSI resides at 48.

COPPER 3.54 	SELL		
	Entry	Stoploss	Take Profit
	3.5587 - 3.5519	3.59	3.5249 - 3.5048

The scrip is trading below its 50DMA. The RSI resides at 35.

DOW 33,311 	SELL		
	Entry	Stoploss	Take Profit
	33464 - 33363	33,607	33223 - 33147

The index is trading below its 50 DMA. The RSI resides at 36

BRENT 91.16 	BUY		
	Entry	Stoploss	Take Profit
	90.55 - 90.93	89.88	91.23 - 92.91

The scrip is trading above its 50DMA. The RSI resides at 53.

GAS 3.23 	SELL		
	Entry	Stoploss	Take Profit
	3.259 - 3.247	3.31	3.186 - 3.155

The scrip is trading above its 50 DMA. The RSI resides at 59.

SILVER 23.42 	BUY		
	Entry	Stoploss	Take Profit
	23.225 - 23.299	23.03	23.627 - 23.898

The scrip is trading above its 50MA (4-hourly) . The RSI resides at 59.

COTTON 81.82 	SELL		
	Entry	Stoploss	Take Profit
	82.56 - 82.29	82.92	81.42 - 81

The scrip is trading below its 50DMA. The RSI resides at 35.

S&P 500 4,259 	SELL		
	Entry	Stoploss	Take Profit
	4287.77 - 4270	4,309	4243.77 - 4233

The index is trading below its 50 DMA. The RSI resides at 27.

* The risk meter is the graphical representation of the probability of the success of the trading signal.

PMEX UPDATE

NASDAQ 14,705 	SELL		
	Entry	Stoploss	Take Profit
	14804 - 14741	14,902	14660 - 14604

The index is trading below its 50 MA (4-hourly). The RSI resides at 21.

USD-JPY 149.94 	SELL		
	Entry	Stoploss	Take Profit
	150.18 - 150.08	150.70	149.71 - 149.4

The index is trading above its 50 MA (4-hourly). The RSI resides at 61.

EUR-USD 1.0577 	BUY		
	Entry	Stoploss	Take Profit
	1.0548 - 1.0567	1.0518	1.0593 - 1.061

The index is trading above its 50 MA (4-hourly). The RSI resides at 47.

GBP-USD 1.2151 	SELL		
	Entry	Stoploss	Take Profit
	1.2185 - 1.2168	1.2224	1.2118 - 1.2094

The index is trading below its 50 MA (4-hourly). The RSI resides at 40.

* The risk meter is the graphical representation of the probability of the success of the trading signal.

Major Headlines

Crude Oil Correction in Play; Natural Gas' Rebound May Not be Over

Momentum in the most recent rebound in crude oil isn't looking strong enough to ensure a sustainable rally just yet. The implication is that the downward correction that started toward the end of September could still be in play. Oil has recovered from near quite strong converged support, including the 89-day moving average, slightly above. [see more...](#)

Tech Beat: Gold sets eyes on \$2,300

The international spot gold experienced a strong rally, with prices surging by 9.4% or \$170 over a mere 10 trading sessions, ultimately closing the week at \$1980, which is above the key resistance level of \$1974. The prevailing sentiment among market participants is that gold is likely to. [see more...](#)

Top 5 things to watch in markets in the week ahead

A risk-off mood is dominating markets with investors worried about the prospect of more interest rate hikes and the Israel-Hamas conflict spreading. A weaker-than-expected earnings report for Tesla (NASDAQ:TSLA) last week also darkened the mood. Wall Street's most closely watched measure of investor nervousness, the CBOE Volatility Index, closed Friday at its highest. [see more...](#)

USD/JPY looks to approach 150.00 on the stronger US Dollar

USD/JPY trades higher near 149.90 during the Asian session on Monday. The pair receives upward support following the comments from Bank of Japan (BoJ) Governor Kazuo Ueda on Friday. BoJ Governor Kazuo Ueda reiterated that the central bank remains steadfast in its commitment to. [see more...](#)

EUR/USD holds below the 1.0600 mark ahead of ECB rate decision

The EUR/USD pair turns red during the early Asian session on Monday after retracing from the 1.0600 psychological round mark. Market players await the Eurozone and US data ahead of the European Central Bank (ECB) meeting on Thursday, with no rate change expected. The major pair currently trades around 1.0586, losing 0.07% on. [see more...](#)

GBP/USD hovers above 1.2150 major level, focus on UK employment, PMI data

GBP/USD struggles to continue the winning streak. trading around 1.2160 during the Asian session on Monday. However, the currency pair encountered a hurdle following the release of downbeat United Kingdom (UK) Retail. [see more...](#)

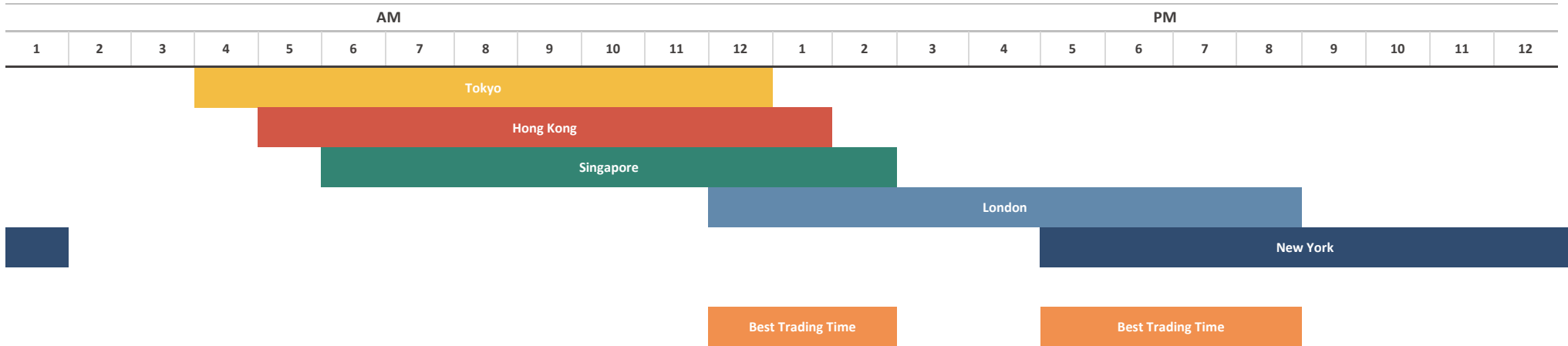
ECONOMIC CALENDAR

Event	Dates	Time	Currency	Importance	Actual	Forecast	Previous
S&P Global Services PMI (Oct)	24-Oct-23	6:45 PM	USD	High Volatility		49.9	50.1
Building Permits	25-Oct-23	5:00 PM	USD	High Volatility		1.473M	1.541M
New Home Sales (Sep)	25-Oct-23	7:00 PM	USD	High Volatility		680K	675K
Crude Oil Inventories	25-Oct-23	7:30 PM	USD	High Volatility		-0.500M	-4.491M
Fed Chair Powell Speaks	26-Oct-23	1:35 AM	USD	High Volatility			
Deposit Facility Rate (Oct)	26-Oct-23	5:15 PM	EUR	High Volatility		4.00%	4.00%
ECB Interest Rate Decision (Oct)	26-Oct-23	5:15 PM	EUR	High Volatility		4.50%	4.50%
Core Durable Goods Orders (MoM) (Sep)	26-Oct-23	5:30 PM	USD	High Volatility		0.20%	0.40%
GDP (QoQ) (Q3)	26-Oct-23	5:30 PM	USD	High Volatility		4.20%	2.10%
Initial Jobless Claims	26-Oct-23	5:30 PM	USD	High Volatility		209K	198K
ECB Press Conference	26-Oct-23	5:45 PM	EUR	High Volatility			
Pending Home Sales (MoM) (Sep)	26-Oct-23	7:00 PM	USD	High Volatility		-1.30%	-7.10%
Core PCE Price Index (MoM) (Sep)	27-Oct-23	5:30 PM	USD	High Volatility		0.30%	0.10%
Core PCE Price Index (YoY) (Sep)	27-Oct-23	5:30 PM	USD	High Volatility		3.70%	3.90%

Source: Investing.com

FOREX MARKETS' STATISTICS

Forex Market Hours

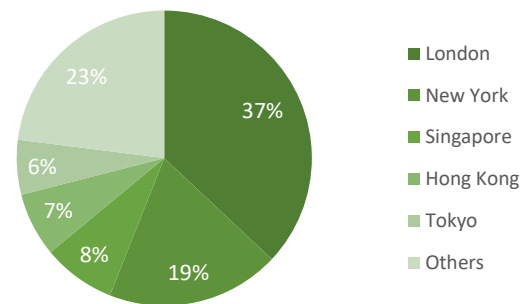


Note: This chart shows the normal forex trading times of all the major forex trading centers across the globe in Pakistan Standard Time.

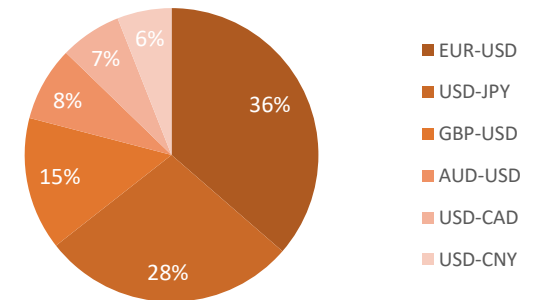
Forex Turnover by Counterparty



Markets' Share in Total Forex Turnover



Most Traded Currency Pairs



Sources: ACPL Research, Forexmarkethours, Dailyfx, Ig

DISCLAIMER

This report has been prepared by Abbasi and Company (Private) Limited and is provided for information purposes only. Abbasi and Company (Private) Limited (ACPL) is engaged in brokerage business of commodities futures in Pakistan and to provide the trading/ execution facility on Pakistan Mercantile Exchange (PMEX). There is risk of loss in trading in derivatives (futures). The author, directors and other employees of Abbasi and Company (Private) Limited and its affiliates cannot be held responsible for any loss in trading. Futures; futures on margin carries a high level of risk and may not be suitable for all investors. The high degree of leverage can work against the investor/ traders. Before deciding to invest in Commodity derivatives, you should carefully consider your investment objectives, level of experience, and risk appetite. The possibility exists that you could sustain a loss of some or all of your initial investment and therefore you should not invest money that you cannot afford to lose. You should be aware of all the risks associated with futures trading in commodities and other financial products. We take no responsibility for any loss made in investment on any instruments through us. In any event Abbasi and Company (Private) Limited, its affiliates, agents will not be liable to anyone for any decision made or action taken for investment/trading. Abbasi and Company (Private) Limited, its affiliates, directors and employees cannot be held responsible for any loss in trading due to any problem in connectivity; failure of system; technical problem in the software or any other reason whatever. All the reports/ recommendations/ trading calls/ opinions are advisory in nature and contains the opinions of the author, which are not to be construed as investment advices. The author, directors and other employees of Abbasi and Company (Private) Limited and its affiliates cannot be held responsible for the accuracy of the information presented herein or for the results of the positions taken based on the opinions expressed in the reports/ views from Abbasi and Company (Private) Limited. All the views/ recommendations/ trading calls and opinions are based on the information, which are believed to be accurate and no assurance can be given for the accuracy of these information.

Derivatives trading involve substantial risk. The valuation of the underlying may fluctuate, and as a result, clients may lose their entire original investment. In no event should the content of this research report be construed as an express or an implied promise, guarantee or implication by, or from, Abbasi and Company (Private) Limited that you will profit or that losses can, or will be, limited in any manner whatsoever. Past results are no indication of future performance. The information provided in this report is intended solely for informative purposes and is obtained from sources believed to be reliable. Information is in no way guaranteed. No guarantee of any kind is implied or possible where projections of future conditions are attempted. Investments in securities market are subject to market risks, read all the related documents carefully before investing.

All rights reserved by Abbasi and Company (Private) Limited. This report or any portion hereof may not be reproduced, distributed, or published by any person for any purpose whatsoever. Nor can it be sent to a third party without prior consent of Abbasi and Company (Private) Limited. Action could be taken for unauthorized reproduction, distribution, or publication.

The research analyst, primarily involved in the preparation of this report, certifies that (1) the views expressed in this report accurately reflect his/her personal views about the subject commodity/index /currency pair and (2) no part of his/her compensation was, is or will be directly or indirectly related to the specific recommendations or views expressed in this report.

DISCLOSURE

Following exchange rates are used to convert investment and profit values:

- USD/PKR: 279.1
- JPY/PKR: 1.86

To arrive at our Target Price, Abbasi & Company (Private) Limited uses following methods:

- Technical Analysis
- Fundamental Analysis

Furthermore, profit and returns are inclusive of all expenses including PMEX Fee, ACPL Fee & Sales Tax

RESEARCH DISSEMINATION POLICY

Abbasi & Company (Private) Limited endeavors to make all reasonable efforts to disseminate research to all eligible clients in a timely manner through either physical or electronic distribution such as email, fax mail etc. Nevertheless, all clients may not receive the material at the same time.

PREPARED BY

Haroon Abdul Razzaq
Phone: (+92) 42 38302028
Ext: 116
Email: haroon@abbasiandcompany.com

RESEARCH DEPARTMENT

6 - Shadman, Lahore
Phone: (+92) 42 38302028; Ext: 116, 117
Email: research@abbasiandcompany.com
web: www.abbasiandcompany.com

HEAD OFFICE

6 - Shadman, Lahore
Phone: (+92) 42 38302028
Email: support@abbasiandcompany.com
web: www.abbasiandcompany.com